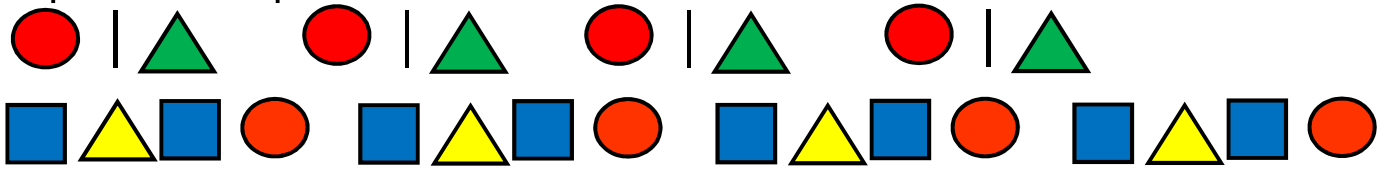


Practice test 5

Total: 40 Marks

Repeat the pattern.

(4)



2 1 6 2 1 6 2 1 6 2 1 6 2 1 6

5 2 7 4 5 2 7 4 5 2 7 4 5 2 7 4 5 2 7 4

Read the shape names and draw the correct shape.

(4)

square	circle	rectangle	triangle

Circle the correct name for the shape and how it moves.

(6)

	box	cylinder	<u>ball</u>	<u>roll</u>	slide
	<u>box</u>	cylinder	ball	roll	<u>slide</u>
	box	<u>cylinder</u>	ball	<u>roll</u>	<u>slide</u>




Draw the following objects according to the instructions.

(6)

1 mark for each picture that is drawn on the right place.

1. A child on the slide.
2. A cat to the right of tree.
3. A dog to the left of the swing.
4. A toy in the sandpit
5. A ball between the swing and the slide.
6. A bird above the tree.

Use the words to write how full the containers are. (3)

full	empty	half full
		
half full	full	empty

2. Circle the appropriate word to describe each glass. (4)



A B C

Glass B is than glass C.

Glass B is than glass A.


Glass C is the _____.

Glass A is the _____.

Follow the instructions for the container on the right. (3)

					
Make it emptier.	Make it equal.	Make it fuller.			

Colour: cars blue, buses red, boats yellow, bicycles green, tractors brown.



Fill in how much of each type of vehicle the kids see. (5)

	1	2	3	4	5	6	7	8	9	10

Circle the appropriate answers. (5)

Which vehicle is the most?				
Which vehicle is there least of?				
Which vehicles are equal in amount?				
There are four of which vehicle?				
Which vehicle is 2 less than the cars?				