

Money and change

Term 3



Tick the highest amount in each row.

 <input type="checkbox"/>	 <input checked="" type="checkbox"/>	 <input type="checkbox"/>	 <input type="checkbox"/>
 <input type="checkbox"/>	 <input type="checkbox"/>	 <input type="checkbox"/>	 <input type="checkbox"/>








Tick the coins that will give you R10.

			
<input type="checkbox"/>	<input type="checkbox"/>	<input type="checkbox"/>	<input type="checkbox"/>
			
<input type="checkbox"/>	<input type="checkbox"/>	<input type="checkbox"/>	<input type="checkbox"/>



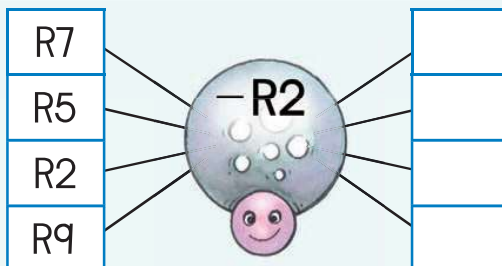
Tick the coins that will give you R20.

					
<input type="checkbox"/>	<input type="checkbox"/>	<input type="checkbox"/>	<input type="checkbox"/>	<input type="checkbox"/>	<input type="checkbox"/>
		<input type="checkbox"/>			
<input type="checkbox"/>	<input type="checkbox"/>	<input type="checkbox"/>	<input type="checkbox"/>	<input type="checkbox"/>	





Help the spider to do all the subtraction sums.



Solve the following.

You had R12. Your mother gave you R5. How much money do you have now?

You have R19. You buy a sweet for R8. How much money do you have left?

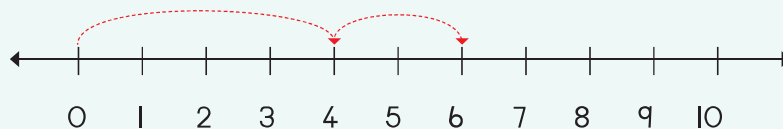


How much money have I saved?

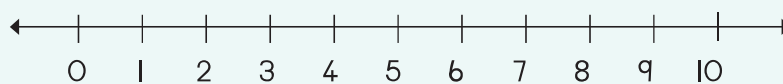


Show the sum on the number line and calculate the answer.

R4 + R2 =



R8 + R2 =



Teacher: _____
 Sign: _____
 Date: _____

